



The AT Messenger

bringing technology to you

Delaware Assistive Technology Initiative (DATI) • Volume 19, No. 2 • Summer 2011

Collaboration for Inclusive Emergency Preparedness and Response

Phyllis Guinivan, Project Coordinator
Gary Mears, Research Associate
Center for Disabilities Studies

Patricia L. Maichle, Executive Director
Developmental Disabilities Council

The University of Delaware’s Center for Disabilities Studies (CDS) received a Project of National Significance grant from the Administration on Developmental Disabilities. The project, “Inclusive Emergency Preparedness and Response,” focuses on enabling individuals with developmental disabilities and their families to prepare for emergency situations and promoting the seamless integration of emergency planning for individuals with developmental disabilities into existing emergency operational plans in Delaware. Grant activities include:

- Promoting the new statewide Online Voluntary Registry (see page 2);
- Offering personal assistance in the preparation of individualized emergency preparedness plans and “go kits;”
- Collaborating with Citizen Corps to offer workshops on emergency preparedness;
- Preparing emergency planners and responders to address the unique needs of individuals with de-

Inside this issue:

<i>Changes to Medicaid-purchased Durable Medical Equipment Ownership in Delaware</i>	2
<i>Homegrown in Delaware</i>	4
<i>The AT Bargain Basement</i>	5
<i>Year In Review</i>	6
<i>Accessible Ramps</i>	8
<i>Save the Dates</i>	10
<i>Delaware AT Exchange</i>	11



- velopmental disabilities and their families during an emergency;
- Conducting a regional conference to explore opportunities for interstate collaboration in inclusive preparedness;
- Utilizing technology to address portability of information during an emergency and reuniting families following an evacuation;
- Examining emergency operational plans and existing laws and policies in regard to inclusive emergency preparedness, and offering recommendations on how such plans and policies could be improved; and
- Collaborating with the Disaster Resource Center at the University of Delaware to examine emergency preparedness for people with disabilities during the course of a disaster.

Emergency Preparedness (continued)

CDS is partnering with state agencies and various Delaware organizations on this grant. Many of these agencies and organizations have representatives serving on the project's Advisory Council. CDS is pleased to join with these partners to help individuals with developmental disabilities and their families learn the important steps necessary to prepare for emergencies in Delaware.

For more information about the project, contact: Phyllis Guinivan, Project Coordinator at 302-831-7464 or pguiniva@udel.edu
Gary Mears, Research Associate at 302-831-3206 or gmears@udel.edu

YOU NEED TO BE READY.

The Delaware '911' Emergency System, Delaware Emergency Management Agency (DEMA) and the Developmental Disabilities Council (DDC), in collaboration with other state and community-based agencies have developed an online, secure Voluntary Registry for individuals with non-typical functional needs—disabilities, special health care needs, non-English speaking individuals and the Amish—to help them prepare for an emergency before it happens.

Both local and state emergency planners and first responders will use the information gathered from this site. The ability to plan ahead will help emergency personnel better serve the community at times of crisis—snow, floods, fire, tornados, or events that might involve terrorism. Should you ever need to dial '911,' emergency personnel and first responders—fire, police, and EMT personnel—will have access to this information, using it to better serve you.

The Online Voluntary Registry is web-based and secure. Please visit www.de911assist.delaware.gov to register and to learn more about the registry. You can find information to guide you in developing a self-preparedness plan at www.delawarecitizen-corps.org/videos and on the Developmental Disabilities Council website at www.ddc.delaware.gov. Take an important first step and add your information to the new Online Voluntary Registry.

For questions or technical assistance, please call Terry Whitham, the 911 Systems Administrator, at 302-744-2682 or call the Developmental Disabilities Council at 302-739-3333. ■

Changes to Medicaid-purchased Durable Medical Equipment Ownership in Delaware

*Ryan Ford
Staff Attorney*

Disabilities Law Program, Community Legal Aid Society, Inc.

On December 10, 2010, a new regulation changing the rules regarding ownership of certain types of Medicaid-purchased assistive technology (AT) and Durable Medical Equipment¹ (DME) took effect. The regulation amended the old rule in the Delaware Medical Assistance Program (DMAP) Provider Manual granting ownership of AT/DME purchased through Medicaid to the Medicaid beneficiary.

The new regulation assigns ownership of certain types of Medicaid-purchased DME to the Division of Medicaid and Medical Assistance (DMMA). This regulation grants ownership of a wide range of items—augmentative communication devices

(AAC), bath benches, bi-pap and c-pap machines, car seats, commodes, feeder seats, feeding pumps, gait trainers, hospital beds and related accessories, nebulizers, oxygen concentrators, patient lifts, quad canes, scooters, shower chairs, standers, strollers, walkers, wheelchairs and related accessories—to DMMA. Although owned by DMMA, the DME may be used by the Medicaid beneficiary until it is no longer medically necessary. Medicaid-purchased DME that is not listed in the regulation remains the property of the Medicaid beneficiary.

The regulation is the first step towards DMMA



Changes to Medicaid (continued)

implementation of a DME “retrieval program.” This program, operated by the Center for Disabilities Studies (CDS) at the University of Delaware, will contact Medicaid beneficiaries provided with AT/DME to assess whether the equipment is meeting their needs. If the equipment is no longer needed, or the beneficiary has passed away, the equipment will be retrieved by Goodwill of Delaware and Delaware County, the organization contracted by CDS to manage equipment reclamation and refurbishing.

DMMA-owned AT/DME recovered through the retrieval program will provide inventory for “Goodwill Medical Equipment.” Once the equipment has been retrieved, Goodwill will sanitize, refurbish, and repair recovered AT/DME for dis-

tribution to Delawareans who otherwise would not have access to the equipment.

The regulation and retrieval program is a response to concerns about consumers selling Medicaid-purchased DME on “Craigslist” or the Delaware Assistive Technology Initiative’s AT Exchange soon after delivery. By assigning ownership of certain types of Medicaid-purchased DME to DMMA, the regulation should reduce the incidence of such sales and increase the availability of high-quality DME to uninsured and underinsured Delawareans.

¹Durable medical equipment (DME) is medical equipment that can withstand repeated use, serves a medical purpose, is not useful in the absence of an illness or injury, and is appropriate for home use. ■



Homegrown in DELAWARE

Dr. Kurt Manal

*Assistant Research Professor in the Department of Mechanical Engineering
University of Delaware*

Would Mark Zuckerberg, the founder of Facebook, be a billionaire if not for something as simple as a computer mouse? Maybe, but I doubt Facebook would have caught on if users had a difficult time navigating the endless cascade of member pages. Accessing Facebook and, in a broader sense, surfing the Internet are made easy by the point-and-click functionality of a computer mouse. What if you could not use a computer mouse? Could you still use a computer? Sure, but it would involve many, many key strokes to complete simple mouse-driven actions. This was frustrating for a friend of mine who was diagnosed with Amyotrophic Lateral Sclerosis (ALS), commonly known as Lou Gehrig’s Disease. He loved reading the New York Times online-edition but found it increasingly

difficult to click on the many links as his disease progressed. Loss of fine-motor control in his hand and fingers limited his ability to move the mouse and control his computer. This is where my interest in assistive technology started.


Assistive technologies that allow people with disabilities to control computers and other electronic systems have tremendous potential to improve quality-of-life. The ability to control such systems can have a significant effect on one’s mental health and sense of well-being. As we become increasingly reliant on computers for recreation, education and workplace productivity, there is a growing need to develop alternate computer input technologies to make the full potential of personal computing for

Homegrown in Delaware (continued)

people with disabilities truly accessible. There are many assistive devices on the market ranging in complexity (and cost) from something as simple as a pointing stick to high-tech computerized eye-tracking systems. I had the opportunity to help my friend try a number of these devices over the years as his disease progressed. Periodically he would have to change to a new input device as his function deteriorated. Somewhere during this time it occurred to me that none of the devices he had tried or that I had seen were tongue-controlled. Using the tongue may seem odd, but the tongue is an ideal controller because it is fatigue resistant, has excellent tactile sensitivity and it can be moved very accurately. It was easy to test the feasibility of using a tongue as a controller; I simply slid my tongue along the touch pad of my laptop and, not surprisingly, it worked. It was a little awkward, I admit, but it got me thinking about how to get the touch pad in my mouth. Ideally, whatever I came up with would have to be comfortable so that an individual could use it for extended periods of time. A custom fit dental retainer was an obvious choice. I had a retainer fabricated and then I laminated pressure sensitive sensors to the arch. The sensors were arranged in a diamond pattern similar to points on a compass. By applying pressure to the front-most sensor (akin to North on a map), the mouse pointer moves upwards on the computer screen. The sensors are spaced close enough together so that two can be depressed at the same time allowing for diagonal movements. Because the sensors are pressure sensitive, the pointer speed is controlled by simply pressing down more or less forcefully. I thought an appropriate name would be



The Mouth Mouse beside a dime to show scale.



Kurt Manal using the Mouth Mouse.

the “**Mouth Mouse**.” I can honestly say the **Mouth Mouse** is an intuitive input device and easy to use. Unfortunately, by the time a functional prototype was working, the **Mouth Mouse** was no longer a viable option for my friend and he never got to read the New York Times with his tongue.

Although the idea for the **Mouth Mouse** was motivated by a friend with ALS, I hope that one day it will help provide the access that many people with disabilities seek. For example, X10 software allows one to control household lighting and temperature using home-automation products. In addition to computer access and home-automation, it is foreseeable that the **Mouth Mouse** could be used as a controller for a motorized wheelchair and many other electronic devices. As for my friend with ALS, he’s still using assistive technology to access his computer. In fact, he was featured on *60 Minutes* in 2008. For the latest in high-tech assistive technology, you can read about my friend and see how he uses brain waves to control his computer at www.cbsnews.com/stories/2008/10/31/60minutes/main4560940.shtml.

Dr. Kurt Manal is an assistant research professor in the department of mechanical engineering at the University of Delaware. The “Mouth Mouse,” which allows one to control a computer by sliding the tongue along the roof of the mouth, has received a notice of allowance for patent application and is available for licensing through the University of Delaware’s Intellectual Property & Technology Transfer Office. ■

The AT Bargain Basement

Marvin Williams

AT Specialist

DATI New Castle County ATRC

Hello True Believers and welcome to another exciting edition of the *AT Bargain Basement*! I am your master of ceremonies for our Bargain Party, Marvin Williams. For those long-time 'Basement Heads, welcome back, and for those of you who are new to the *Basement*, welcome!

Our first bargain is the *Recordable Talking Alarm Clock-Pill Reminder*. This is one slick clock, and



the voice on the clock is nice and clear. It's a female voice (male voice isn't available), so if that works for you, you're set. The great thing about this clock is that it has six different alarm settings. You can use these for medication times, timed prompts for activities, or whatever you want. Along with the alarms, you can record individualized messages for each alarm. So you could have a personalized alarm that reminds you to take a specific medicine at a particular time or perform an activity at a given time. The unit is highly portable, so you can take it anywhere. It takes batteries, and you can purchase an AC adapter so it can be plugged into the wall for power. This AT bargain is a steal at \$39.95 (shipping not included). If you want the AC adapter, it will cost you an additional \$5.95. After having a chance to check out and play with this baby, I highly recommend it if you're in the market for a talking clock with multiple alarms. You can order the unit from **LS&S**, www.lssproducts.com or 800-468-4789.

Our next nifty gadget is **The Wilson** personal voice recorder. It has two-and-a-half or five hours of recording/playback time. Yes, you can double the recording time by simply flipping a switch. It's just

that easy. Why the choice? It's a matter of recording quality. If you want a higher quality recording, go with the 2.5-hour setting. If quality isn't critical then the 5-hour setting is for you. Another nifty thing about this device is that it has a very simple interface. There are only three control buttons (not count-



ing the recording time switch mentioned above): one for recording messages, one for playing and pausing messages, and one for deleting messages. That's it. So if you're usually lost in the sea of buttons on most recorders, this may be one for you. It even offers a USB port so you can connect **The Wilson** to the computer and save your messages. At only \$29.95 (shipping not included), available at www.talktothewilson.com, it's a pretty neat little bargain.

My last bargain is actually a hint that I shared several years ago and comes from a Basement Regular who wished to remain anonymous. Her tip was for making house hallways a little easier to navigate for folks with a balance or mobility problem. Her simple tip was to add a handrail to both sides of the hallway. Having handrails down both sides of the hall takes a pretty wide hallway since the minimum distance between handrails is supposed to be 36 inches. So you may only be able to put up handrails on one side of the hall. Still, for those folks who have difficulty navigating a long hallway, handrails can be a godsend. If you are a do-it-yourselfer or if you know one, this simple project can be completed for less than \$100, depending on how fancy you want your handrails. Now, handrails, like most everything else in a house or building, have design and building specifications that must be followed. Those can be found online, at your local library or

The AT Bargain Basement (continued)

by contacting the county regarding specifications for handrails. As with any home modification or improvement project, never proceed unassisted if you do not know what you are doing.



Marvin Williams

There is a new way to check out more of my AT bargains as well as some of my other thoughts on happenings in the world of assistive technology. That's the AT Bargain Basement Blog (ATBBB). It's also got a podcast you can subscribe to if you prefer

listening to my ramblings instead of reading them. You can find it at www.atbargainbasement.blogspot.com. You can also follow me on Twitter @mwilliamsAT.

And that will do it for this installment of the *AT Bargain Basement*. As always, if you have a bargain you would like to share with us, please call or fax it to me at the New Castle County ATRC (phone number is on the back of the newsletter) or email it to me at marvinw@udel.edu. I will gladly share your bargain or tip with the group and give you 10,000% (yes, ten thousand percent) credit. So until next time remember: just because something's inexpensive doesn't mean it's cheap! ■

Year In Review

Beth Mineo

Director, Center for Disabilities Studies
University of Delaware

As one of 56 State Assistive Technology (AT) Programs throughout the United States and territories, the Delaware Assistive Technology Initiative (DATI) contributes its utilization data to a national database so that Congress and others have clear evidence of the direct impact these programs have on citizens nationwide. When we reach the end of a reporting year, it is always gratifying to take a look at our "numbers" and share stories about positive outcomes for our customers. We thought our readers might also be interested in this information, so this article gives you a condensed version of our 37-page report to our federal funding agency.

By law, we are mandated to provide seven types of services statewide: alternative financing; equipment reuse; equipment demonstration; equipment loan; training; public awareness; and information and assistance. The following provides a snapshot of activity in each area.

Alternative Financing

These activities enable our customers to acquire needed AT. In Delaware, we offered an equipment financing program as well as an equipment giveaway program focused on visual AT. Last year, the Delaware Assistive Technology Loan Program

made one financial loan in excess of \$22,000 that enabled the borrower to make access modifications to her home and vehicle. Through our Borrow-to-Own Low-vision Device (BOLD) Program, 146 devices, valued at



Talking blood pressure cuff

\$5,080, were provided to 80 people. In one instance, an individual with vision loss was able to reduce her visits to the doctor because a talking blood pressure monitor allowed her to keep track of her blood pressure independently at home. In another case, a student became much more independent in his schoolwork when he gained access to a keyboard with large print keys.



ZoomText large print keyboard

Year In Review (continued)

AT Reuse

The AT Exchange is DATI's "want ads" service, connecting those who no longer need their AT with those who could benefit from it. We partnered with our neighboring states (Maryland and Pennsylvania) to add a new feature to the AT Exchange—the ability to search regional listings!

In Fiscal Year 2010, 33 successful exchanges took place, for a cost savings to Delawareans of almost \$54,000! In one instance, an individual received a power wheelchair valued at over \$5,000 for free. She now has much greater independence around



Power wheelchair

her home and in her community. Another individual with significant physical limitations received a wheeled commode/shower chair that enables him to bathe and use the commode safely and comfortably. He regards his new equipment, which was valued at \$1,500 but provided at no cost to him, as "a godsend."



Wheeled shower chair

Device Demonstrations

One of DATI's most critical roles is to help our customers find equipment well-suited to their needs. One way we do this is through device demonstrations, in which our AT Specialists assist customers in learning about equipment options. Last year, 220 individuals benefited from equipment demonstrations. We were called upon most frequently to provide demos of vision and hearing equipment, communication devices, and items related to computer access and use. As is often the case, a device

demo leads to a device loan, as in the case of a speech-language pathologist who visited an Assistive Technology Resource Center (ATRC) to learn about augmentative communication device options.

She later returned to the center to borrow a device to try with one of her students.



Springboard Lite communication device

Device Loans

Along with device demos, short-term loans of equipment allow our customers to have confidence in their AT selection because they have had an opportunity to try it before



Rollerball mouse

they buy it. Last year, DATI facilitated the loan of 809 pieces of equipment to 508 Delawareans. The availability of equipment, such as the \$2,400 augmentative communication device borrowed at no cost by the speech-language pathologist discussed above, is a tremendous boon to schools, clinics, and hospitals because they don't need to maintain their own inventory of high-cost products for assessment and treatment. In fact, last year 30% of all device loans were for communication devices! In a similar scenario, an occupational therapist borrowed two different options for computer access: a trackball and a



Joystick mouse

Year In Review (continued)

joystick. She was elated when the student was able to—for the first time ever—complete an assignment in computer class independently and within the same timeframe as her classmates. Computer-related items accounted for 14% of all device loans last year. Other frequently-borrowed items were those for vision loss, hearing loss, environmental adaptation, daily living and learning support.

Training and Public Awareness

In addition to the four core services detailed above, DATI focuses considerable effort on raising awareness about AT and its benefits. DATI staff also offer significant training and technical assistance to people with disabilities, their families, service

providers and others. Last year 230 individuals received intensive training, while over 5,400 were impacted by awareness presentations, conference sessions and exhibits. An additional 766 received individualized information and assistance. And here's an impressive tidbit: each edition of this newsletter is circulated to about 6,000 subscribers!

Clearly, we had a busy and productive year. Please get in touch if you want to learn about new technology options, would like to try some things out, have something to sell or donate that you no longer use, or need help in finding funding for equipment that you need. Your AT success could be included in the 2011 Year In Review! ■

Accessible Ramps

Dan A. Muterspaw

Chief Administrator

State of Delaware Architectural Accessibility Board

DATI gets many inquiries about accessible ramps, mostly for private residences. How are they constructed? What material should be used? Are there specific construction standards that must be followed? There are two perspectives that need to be considered when constructing or altering an element, or space, to make it accessible. One has to do with building code requirements, while the other is about compliance with a civil rights law. Here are a few comments on both.

A ramp is just one of many elements contributing to accessible entrances. The American National Standards Institute (ANSI) is a technical group that compiles a list of standards dealing with numerous requirements for construction and alterations in the built environment. Rather than “reinventing the wheel,” your local building code officials have adopted the ANSI standards for accessibility and apply these standards in their code enforcement activities. Under civil rights law (specifically the Americans with Disabilities Act or ADA), there is a separate set of technical requirements known as the ADA Accessibility Guidelines for Buildings and Facilities (ADAAG) that are used to achieve a specific level of accessibility for any element or space. The ADAAG is not a set of codes; rather, they are guidelines that,



Wooden ramp inside a garage

by law, must be followed. Many of the technical requirements associated with the ADAAG and the ANSI standards are identical. In various sections, however, they are not. As a result, it is important that the design professional or contractor working on the job know the differences.

The requirements for constructing an exterior ramp for a private residence are fairly clear, in part because the ADAAG and the ANSI standards are pretty much the same. Further, although the ADA


Accessible Ramps (continued)

doesn't apply to single family residential dwellings, local building codes most definitely apply. In summary, if the residential ramp is not intended for public use, ANSI standards and local building codes should be followed.

A call or visit to your local building code official is the way to start. This individual will tell you that the ramp will need handrails, a certain slope, edge protection (so someone won't roll off the side), landing areas at the top and bottom of each ramp, a firm and slip resistant surface, the specific widths and maneuvering spaces. This is just a general overview of exterior ramp requirements; each element has additional detail associated with it. For example, handrails have specific requirements for their mounting height, the type of extensions required and the gripping surface. Even though ramp construction can get very detailed, you can get these specifications off the Internet at www.access-board.gov/adaag/html/adaag.htm#4.8, or go to your local library and look up the ANSI standards under your current building code. In addition to some of the basics, the building department staff will also tell you if a permit is required, if plans and drawings are needed, if your planned ramp might be encroaching on a neighbor's property, what is required to meet structural and/or safety standards, and any other requirements that might be specific to the particular locality or jurisdiction. What New Castle County permits or requires, for example, might be a little different from that of, say, the city of Wilmington.



Wooden exterior ramp at the side of a house



Wooden ramp along an outside pathway

Your local code official will steer you in the right direction.

You'll also need to determine if this project is something you are capable of doing yourself, or if you'll need to hire a professional. A contractor will usually be licensed and insured (at least s/he should be) because s/he is operating in the business of trading as a "master craftsman." In the area of accessibility, however, many contractors are not as knowledgeable as they should be. For that matter, design professionals (engineers, architects, space planners) may not be as knowledgeable as you might think regarding accessibility requirements. When hiring any professional, you should do a little homework before you sign a contract for services. Getting some references from friends or relatives is always a good idea to help you identify competent professionals. If you are a homeowner contemplating doing your own work, you also need to assess your own abilities. It may be nice to do your own home improvement project, either for your personal satisfaction or just to save money, but you don't want to get in over your head. You'll also want to ensure that your ramp will be safe and structurally compliant. Again, your local code official will help you understand what is required and/or permitted in this regard. Lastly, don't forget about a qualified accessibility specialist. These specialists probably know more about this discipline than most and there are several in this area that really know their specialty.

Finding funding for ramp construction can be

Accessible Ramps (continued)

challenging. While some may be able to afford this construction, many may need some type of financial assistance. There are groups and organizations in the community that may assist with such needs. The first call I would recommend would be to your local government. Most cities, towns and county governments receive federal funds that can be used for housing rehabilitation. A ramp would qualify as a legitimate housing rehabilitation expense. Usually there is a government office set up to run such rehab programs, so you might want to find out who operates this activity in your area and see if you qualify for assistance. There are also a number of privately funded organizations out in the community that help with such accessibility matters. Groups that deal with disability issues may be able to assist you themselves, or could at least steer you to those agencies that may be able to provide some level of assistance. Again, doing a little homework on your

options may prove to be quite beneficial. And don't forget about the DATI website (www.dati.org). It offers information on people who build ramps and resources that help pay for them. You may also call them at 302-651-6869.

Constructing a compliant, accessible ramp is not rocket science. Once you know what is required, it can be a fairly simple project. In my travels throughout the state, however, I've seen entirely too many ramps that were constructed improperly, and they were not only out of compliance but were unsafe and unsightly as well. If you are among those who either use or need accessible access to their home, take a little extra time and effort and find out who can provide you with exactly what you need, as well as what you deserve. You'll be satisfied knowing that you did. ■

Save the Dates

PRENTKE ROMICH WORKSHOPS

Presented by:

Janet Lehr
Regional Consultant
Prentke Romich Company
www.prentrom.com

Workshop location:

Alfred I. duPont
Hospital for Children
1600 Rockland Road
Wilmington, DE 19803

Two identical sessions will be presented:

Wednesday, September 14, 2011
8:30 a.m.-4:30 p.m.
Classroom 2, 3rd Floor

Thursday, November 3, 2011
8:30 a.m.-4:30 p.m.
Classroom 4, 3rd Floor

ASHA CEUs will be available for this seminar.



Vantage Lite with Unity

This seminar will focus on the Unity language program available in the Vantage Lite. Participants will be given an overview of Unity and will learn how to use Unity to create spontaneous novel utterances. Participants will be given teaching strategies and lesson plans to support Unity. Participants will also be introduced to basic device operations such as using the setup key to customize messages, changing icons, hiding keys, backing up the memory of the device and keyboard emulation.

Save the Dates (continued)

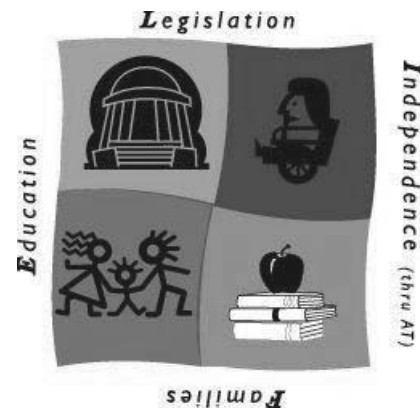
LIFE Conference XIII

January 19, 2012

Delaware's premier conference for persons with disabilities and those who serve them

Online registration will be available at
www.lifeconference-delaware.org

For more information, visit the website, email info@LIFEconference-delaware.org or call the Delaware Developmental Disabilities Council at 302-739-3333.



Conference Location:

Sheraton Dover Hotel
Dover, Delaware
8 a.m.-3:45 p.m.

Sponsorship and exhibitor opportunities are available!

Inclusion Conference March 15, 2012

Sheraton Dover Hotel, Dover, DE

The Inclusion Conference is designed to address the needs of educators, parents, policymakers, service providers and child-care providers involved with or interested in promoting inclusion for ALL from birth to 21.



Transition Conference April 3, 2012

Sheraton Dover Hotel, Dover, DE

The Transition Conference is designed for high school students, parents, educators and professionals who are interested in issues affecting students with disabilities as they transition from high school into the adult world. The conference will offer workshops for students, parents and professionals in topics ranging from legal considerations, school and parent partnerships, job seeking strategies and employment, and post-secondary opportunities for youth with disabilities.

Note: If you are looking for items not on the AT Exchange, contact DATI's Sussex County ATRC at 302-856-7946 or 800-870-DATI (3284). If you call the 800 number, you will interact with an automated system. In order to reach the Sussex ATRC, press 1 after the first prompt and 6 after the next prompt.

New items are added regularly. If there has been no activity or interaction with the contributor to the list within six months, items are automatically removed from the list.

Note on liability: DATI does not warrant the condition or terms of sale of any device offered for reutilization by an existing owner or borrower under the AT Program. DATI shall not be liable for any claims, liabilities, damages, losses, costs, expenses (including but not limited to settlements, judgments, court costs and reasonable attorney's fees), fines and penalties, arising out of any actual or alleged injury, loss or damage of any nature whatsoever in connection with the sale or use of any device purchased or sold under the AT Program. It shall be the responsibility of the seller to provide accurate and detailed information about the device's specifications and condition to any buyer. DATI functions solely as an information-sharing communication channel. ■

To Contact DATI's Central Site office or the ATRC closest to you, call 1-800-870-DATI (3284)

Press

#1 for English or
#2 for Spanish,

then press

#3 for the Central Site office
#4 for the New Castle County ATRC
#5 for the Kent County ATRC
#6 for the Sussex County ATRC

TDD callers: Do not press #1 or #2 and your call will be answered on a TDD line at the Central Site office. ■

DATI Equipment Loan Policy

DATI has a wide variety of equipment at the Assistive Technology Resource Centers (ATRCs) for the primary purpose of demonstration and short-term loan. The policy for equipment loans is as follows:

The standard loan period is two weeks, defined as the day borrowed (e.g., Monday the 10th) to the same day two weeks later (e.g., Monday the 24th). Loans may be extended provided there are no names on the waiting list and/or that an extension will not interfere with an existing reservation. The maximum loan period is four weeks.

A maximum of four devices may be borrowed during any single loan period. However, combinations of devices may be treated as a single device if the components are interdependent—either operationally or because one component is required for the borrower to use another. Equipment loans across state lines are not permitted. Equipment must also remain in Delaware throughout the loan period. ■



Please Keep Us Posted!

Has your address changed? Are you receiving duplicates? Would you prefer to receive the newsletter via email?

If your mailing or email address is incorrect, please type or print your correct information on the form below and forward it to DATI along with your current mailing label or the first page of your electronic newsletter. If you no longer wish to receive this newsletter, visit www.dati.org/news/unsubscribe.html or contact our central office.

Do you know a friend or family member who would be interested in receiving the newsletter? Please provide him/her with the subscription form below. ■

The AT Messenger Subscription Form

- I am a Delaware resident; please sign me up to receive *The AT Messenger*
- Please cancel my subscription to *The AT Messenger*

Name: _____ Title: _____

Affiliation: _____

Address (check one): Business Residence _____

City/State/Zip: _____

Phone: _____ Fax: _____

Email (check one): Business Residence _____

- Format: I have provided my email address above, please send me an electronic version
 I prefer to receive a print version of *The AT Messenger* through the mail.

Indicate if an alternate format is needed:

- audio tape Braille large print

- I am a: person with a disability (please specify) _____
 family member of a person with a disability
 friend/advocate/colleague of someone with a disability
 professional (please specify) _____
 interested citizen
 other (please specify) _____





Delaware Assistive Technology Initiative
Center for Disabilities Studies
University of Delaware
Alfred I. duPont Hospital for Children
PO Box 269
Wilmington, DE 19899-0269

Address Service Requested

Nonprofit Organization
U.S. Postage
PAID
University
of Delaware

04-0711

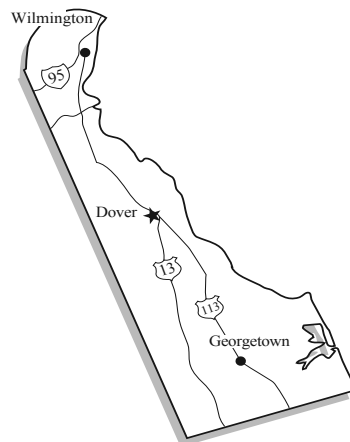
DATI RESOURCE CENTERS THROUGHOUT THE STATE...

800-870-DATI (3284)
dati@asel.udel.edu

New Castle County ATRC
Alfred I. duPont Hospital for Children
203 Administration & Research Bldg.
1600 Rockland Road
Wilmington, DE 19803
302-651-6790
302-651-6794 (TDD)
302-651-6793 (fax)

Kent County ATRC
Easter Seals Kent County Center
100 Enterprise Place, Suite One
Dover, DE 19904-8200
302-739-6885
302-739-6886 (TDD)
302-739-6887 (fax)

Sussex County ATRC
20123 Office Circle
Georgetown, DE 19947
302-856-7946
302-856-6714 (voice or TDD)
302-856-6990 (fax) ■



The AT Messenger is published quarterly by the Delaware Assistive Technology Initiative (DATI) of the Center for Disabilities Studies at the University of Delaware. Dissemination of this newsletter to other people, association newsletters, and electronic mailing lists is encouraged. Information contained in this publication may be reprinted without permission, although attribution to the author and DATI is required.

Delaware Assistive Technology Initiative
Center for Disabilities Studies, University of Delaware
Alfred I. duPont Hospital for Children
P.O. Box 269
Wilmington, DE 19899-0269
Phone: 800-870-DATI (3284) or 302-651-6790
TDD: 302-651-6794; fax: 302-651-6793
Email: dati@asel.udel.edu; Website: www.dati.org

DATI is funded by the Rehabilitation Services Administration (RSA) of the U.S. Department of Education, Grant #H224A050008 to the University of Delaware. This publication does not necessarily reflect the position or policy of RSA/ED, and no official endorsement of the materials should be inferred.

The University of Delaware is an equal opportunity/affirmative action employer. For the University's complete non-discrimination statement, please visit www.udel.edu/aboutus/legalnotices.html. ■

